

Normalization

82

Functional Dependency

- The functional Dependency is a relationship that exists between two attributes.
- It typically exists between the primary key and non-key attributes within a table.

$$X \rightarrow Y$$

The left side of FD is known as a determinand, The right side of the production is known as a dependent.


For Example \Rightarrow Assume we have an Employee table with attributes: Emp-Id, Emp-Name, Emp-Address

Here Emp-Id attribute can uniquely identify the Emp-Name attribute of Employee table because if we know the Emp-Id, we can tell that employee name associated with it.

functional dependency can be written as:

$$\text{Emp-Id} \rightarrow \text{Emp-Name}$$

We can say that Emp-Name is functionally dependent on Emp-Id.



Trivial functional dependency \Rightarrow

- $A \rightarrow B$ has trivial functional dependency if B is a subset of A .
- The following dependencies are also trivial like: $A \rightarrow A$, $B \rightarrow B$.

Ex \Rightarrow Consider a table with two columns Employee-id and Employee-Name.

$\{ \text{Employee-id, Employee-Name} \} \rightarrow \text{Employee-id}$ is a trivial functional dependency as

Employee-id is a subset of $\{ \text{Employee-id, Employee-Name} \}$.

Also, $\text{Employee-id} \rightarrow \text{Employee-id}$ and $\text{Employee-Name} \rightarrow \text{Employee-Name}$ are trivial dependencies too.

Non-Trivial functional Dependency \Rightarrow

- $A \rightarrow B$ has a non-trivial functional dependency if B is not a subset of A .
- When A intersection B is NULL, then $A \rightarrow B$ is called as complete non-trivial.

Ex \Rightarrow Consider a table with three columns Emp-id, Emp-Name and Emp-age.

$\text{Emp-id} \rightarrow \text{Emp-Name}$ is a Non-trivial functional dependency because Emp-Name is not a subset of Emp-id.

Similarly

$\text{Emp-id, Emp-Name} \rightarrow \text{Emp-Age}$ is non-trivial because Emp-age is not a subset of Emp-id, Emp-Name.

Closure of a Set of functional Dependencies

Inference Rule (IR)

- The inference rule is a type of assertion. It can apply a set of FD (functional dependency) to derive other FD.
- Using the inference rule, we can derive additional functional dependency from the initial set.

1) Reflexive Rule (IR₁) ⇒

In the Reflexive Rule, if Y is a subset of X , then X determines Y

if $Y \subseteq X$ then $X \rightarrow Y$

Example ⇒

$$X = \{a, b, c, d, e\}$$

$$Y = \{a, b, c\}$$

2) Augmentation Rule (IR₂) ⇒ The augmentation is also called as a

partial dependency. In ~~an~~ augmentation, if X determines Y , then XZ determines YZ for any Z .

if $X \rightarrow Y$ then $XZ \rightarrow YZ$

Ex ⇒

for $R(ABCD)$

if $A \rightarrow B$ then

$AC \rightarrow BC$

3) Transitive Rule (IR_3) \Rightarrow In the transitive Rule, if X determines Y and Y determine Z, then X must also determine Z.

$$\text{IF } X \rightarrow Y \text{ and } Y \rightarrow Z \text{ then } X \rightarrow Z$$

4) Union Rule (IR_4) \Rightarrow Union rule Says, if X determines Y and X determines Z, then X must also determine Y and Z.

$$\text{IF } X \rightarrow Y \text{ and } X \rightarrow Z \text{ then } X \rightarrow YZ$$

5) DeComposition Rule (IR_5) \Rightarrow DeComposition Rule is also known as project rule. It is the reverse of union rule.

This Rule Says, if X determines Y and Z, then X determines Y and X determines Z Separately.

$$\text{if } X \rightarrow YZ \text{ then } X \rightarrow Y \text{ and } X \rightarrow Z$$

6) Pseudo transitive Rule (IR_6) \Rightarrow In Pseudo transitive Rule, if X determine Y and YZ determine ω , then XZ determines ω .

$$\text{if } X \rightarrow Y \text{ and } YZ \rightarrow \omega \text{ then } XZ \rightarrow \omega$$

Q) find the Candidate key of Relation R(A, B, C, D, E, F) with functional dependency

- $A \rightarrow C$
 - $C \rightarrow D$
 - $D \rightarrow B$
 - $E \rightarrow F$
- (set of attributes whose closure contains all attributes of given relation)

Soln

S.K \rightarrow $AB \cancel{C} D E F^+ = \{A, B, C, D, E, F\}$

S.K \rightarrow $A B \cancel{C} D E F^+ = \{A, B, C, D, E, F\}$
 $A \rightarrow C$
 $C \rightarrow D$
 $A \rightarrow D$ (transitive dependency)

S.K \rightarrow $A B \cancel{C} E F^+ = \{A, B, C, D, E, F\}$
 $A \rightarrow C \rightarrow C \rightarrow D \rightarrow D \rightarrow B$
 $A \rightarrow B$ (transitive dependency)

S.K \rightarrow $A E F^+ = \{A, B, C, D, E, F\}$

$E \rightarrow F$
 $A E^+ = \{A, B, C, D, E, F\}$

Candidate key

Prime attribute = (A, E) if no prime attribute available to Right hand side of any functional dependency so it has only one candidate key (AE⁺)

Ex \Rightarrow find the possible candidate key of the Relation $R(A, B, C, D)$ with functional dependency $A \rightarrow B, B \rightarrow C, C \rightarrow A$

Solⁿ \Rightarrow S.K. $ABCD^+$ $\rightarrow \{A, B, C, D\}$

S.K. ACD^+ $\rightarrow \{A, B, C, D\}$

S.K. AD^+ $\rightarrow \{A, B, C, D\}$

AD is candidate key

AD prime attribute A, D , prime attribute A available in Right Side of functional dependency $C \rightarrow A$ so another candidate key CD

again C is available in Right Side of functional dependency $B \rightarrow C$ so another candidate key

BD .

so Candidate key = AD, CD, BD .

Normalization


88

- Normalization is the process of organizing the data in the database.
- Normalization is used to minimize the redundancy from a relation or set of relations.
- It is used to eliminate undesirable characteristics like insertion, update and deletion anomalies.
- Normalization divides the larger table into smaller and links them using relationships.
- The normal form is used to reduce redundancy from the database table.

When we normalize the database, we have four goals:

- 1) Arranging data into logical groupings such that each group describes a small part of the whole.
- 2) Minimizing the amount of duplicate data, called redundancy, stored in a database.
- 3) Organizing the data such that, when you modify it, you make the changes only in one place.
- 4) Building a database in which you can access and manipulate the data quickly and efficiently without compromising the integrity of the data in storage.

Types of Normal forms



1NF (first Normal form) \Rightarrow • A relation is in 1NF if it contains atomic values

- It eliminate Repeating Groups.

2NF (second Normal form) \Rightarrow • A relation will be in 2NF if it is in 1NF and all non-key attributes are fully functional dependent on the primary key.

- It eliminate partial functional dependency.

3NF (Third Normal form) \Rightarrow • A Relation will be in 3NF if it is in 2NF and no transitive dependency exists.

- It eliminate Transitive dependency.

~~4NF~~ BCNF (Boyce Codd's normal form) \Rightarrow A Stronger Definition of 3NF is known as Boyce Codd's normal form.

- It is also called 3.5NF

4NF (fourth Normal form) \Rightarrow • A relation will be in 4NF if it is in Boyce Codd's Normal form and has no multi-valued dependency

- Eliminate multi-values Dependency.

5NF (fifth Normal form) \Rightarrow • A relation is in 5NF if It is in 4NF and does not contain any

- join dependency, joining should be lossless
- Eliminate Join Dependency.

Advantages & Disadvantages of Normalization (90)

Advantages of Normalization

- Normalization helps to minimize data redundancy.
- Greater overall database organization.
- Data consistency within the database.
- Much more flexible database design.
- Fewer indexes per table ensure faster maintenance tasks (index rebuilds).
- Realizes the option of joining only the tables that are needed.
- A better handle on database security.
- Increase storage efficiency.
- Speed up data access.

Disadvantages of Normalization

- You cannot start building the database before knowing what the user needs.
- Requires much CPU, memory and I/O process thus normalized data gives reduced database performance.
- Requires more joins to get the desired result. A poorly-written query can bring the database down.
- It is very time-consuming and difficult to normalize relations of a higher degree.
- Careless decomposition may lead to a bad database design, leading to serious problems.

First Normal Form (1NF)

91

- A relation will be 1NF if it contains an atomic value.
- It states that an attribute of a table cannot hold multiple values. It must hold only single-valued attribute.
- First Normal form disallows the multi-valued attribute, composite attribute and their combinations.

Ex \Rightarrow Relation Student is not in 1NF because of multi-valued attribute ~~Stud~~-Phone.

Student table:

Stud. id	Stud. name	Stud-Phone	Stud-Branch
11	Kamal	7276854823, 3214172829	IT
12	Karan	8762547890	CS
13	Ravi	32456278, 34563578	ES
14	Ram	8176345630	ME
15	Komal	3456873200	IT

The Decomposition of the Student table into 1NF as:

Stud. id	Stud. name	Stud-Phone	Stud-Branch
11	Kamal	7276854823	IT
11	Kamal	3214172829	IT
12	Karan	8762547890	CS
13	Ravi	32456278	ES
13	Ravi	34563578	ES
14	Ram	8176345630	ME
15	Komal	3456873200	IT

Second Normal form (2NF)

(92)

- In the 2NF, relation must be in 1NF.
- No attributes of the table should be functionally dependent on only one part of a concatenated primary key.
- In the second normal form, all non-key attributes are fully functionally dependent on the primary key.

Ex \Rightarrow 2NF is based on the concept of full functional dependency. $X \twoheadrightarrow Y$ is a fully functional dependency (FFD) if removal of any attribute (A) from X means that the dependency does not hold any more.

In the Book-order table such as

order No.	title	@ty	Unit Price
1	Computer Network	1	250
1	JAVA	1	275
1	DBMS	2	295
2	Multimedia	1	300
2	Data Structure	1	190
3	DBMS	1	295
3	Multimedia	2	300
3	Computer Network	5	250

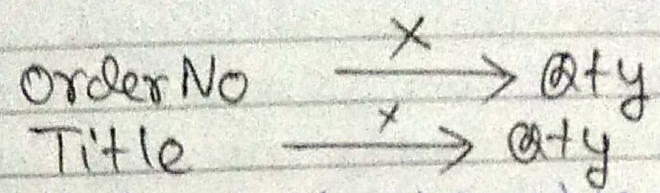
It is not in 2NF because it holds partial functional dependency and fully functional dependency.

title \twoheadrightarrow Unit Price

P.F.D.

cmd

OrderNo, Title → Qty } P.F.D



Now we will convert the given table in 2NF to decompose the given table into two sub table such as

Order-master table

Order No.	Title	Qty
1	Computer Network	1
1	Java	1
1	DBMS	2
2	Multimedia	1
2	Data Structure	1
3	Multimedia	2
3	Computer Network	5

Book Master table

Title	Unit Price
Computer Network	250
Java	275
DBMS	295
Multimedia	300
Data Structure	190

Third Normal form (3NF)

94

- A relation is in 3NF, if it is in 2NF and no non-prime attribute functionally dependent on other non-prime attributes.
- A relation is in 3NF, if it is in 2NF and no attributes of the table should be transitively functionally dependent on the primary key.
- 3NF is used to reduce the data duplication. It is also used to achieve the data integrity.
- If there is no transitive dependency for non-prime attributes, then the relation must be in third normal form.

A relation is in third normal form if it holds at least one of the following conditions for every non-trivial function dependency $X \rightarrow Y$.

1 \Rightarrow X is Super key

2 \Rightarrow Y is a prime attribute such as each element of Y is part of some candidate key.

Ex \Rightarrow Employee - Department - Location table

Emp No	E-Name	Sal	Dept-Name	Dept-Location
1001	Vishal	7500	Accounts	102
1002	Amit	5000	Sales	104
1003	Anuj	10000	Accounts	102
1004	Vikas	4500	Sales	104
1005	Sumit	6500	Store	106

Table Not in 3NF because it hold the transitive dependency.

Emp No → Dept-Name → Dept-Location

Emp No → Dept-Location

To make it in 3NF we decompose and remove the transitive dependency. So we convert the given table in 3NF decompose two sub table such as :-

(Table 1) Employee - Department

Emp No	E-Name	Sal	Dep-Name
1001	Vishal	7500	Account
1002	Amit	5000	Sales
1003	Anuj	10000	Accounts
1004	Vikas	4500	Sales
1005	Sumit	6500	Store

Table 2 Department - Location

Dept-Name	Dept-Location
Accounts	102
Sales	104
Store	106

Table converted in 3NF.

Boyce Codd Normal Form (BCNF)

96

- BCNF is the advance version of 3NF. It is stricter than 3NF.
- A table is in BCNF if every functional dependency $X \rightarrow Y$, X is the super key of the table.
- For BCNF, the table should be in 3NF, and for every FD, LHS is super key.

Example:- Let's assume there is a company where employees work in more than one department.

Employee table

Emp-id	Emp-Country	Emp-Dept	Dept-type	Emp-Dept-No
264	India	Designing	D394	283
264	India	Testing	D394	300
364	UK	Stores	D283	232
364	UK	Developing	D283	549

In the above table functional dependencies are as follows:-

Emp-id \rightarrow Emp-Country

Emp-Dept \rightarrow { Dept-type, Emp-Dept-No }

Candidate key: { ~~Emp-type~~, Emp-id, Emp-Dept }

The table is not in BCNF because neither Emp-dept nor Emp-id alone are keys. To convert the given table into BCNF, we decompose it into three tables.

Emp-Country table:

Emp-id	Emp-Country
264	India
364	UK

Emp-Dept table:

Emp-Dept	Dept-type	Emp-Dept-No
Designing	D394	283
Testing	D394	300
Stores	D283	232
Developing	D283	549

Emp-Dept-mapping table:

Emp-id	Emp-Dept
D394	283
D394	300
D283	232
D283	549

functional dependencies:

- Emp-id → Emp-Country
- Emp-Dept → { Dept-type, Emp-Dept-No }

Candidate keys:

- for the first table: Emp-id
- for the second table: Emp-Dept
- for the third table: { Emp-id, Emp-Dept }

Now, this is in BCNF because left side part of both the functional dependencies is a key.

Fourth Normal form (4NF)

98

- A relation will be in 4NF if it is in Boyce Codd normal form (BCNF) and has no multi-valued dependency.
- MVD (multi-value dependency) occurs when two or more independent multi-valued facts about the same attribute occurs within the same relation.
- MVD is denoted by

$$X \twoheadrightarrow Y$$

It will be read as "there is a multi-valued dependency of Y" or "~~X~~ multi-determines Y".


Example \Rightarrow Faculty

Faculty	Subject	Committee
Kailash	DBMS	Placement
Kailash	Java	Placement
Kailash	C	Placement
Kailash	DBMS	Scholarship
Kailash	Java	Scholarship
Kailash	C	Scholarship

The given faculty table is in 3NF, but the Subject and Committee are two independent Entity. Hence there is no relationship between Subject and Committee.

In the faculty relation, a faculty with faculty name Kailash contains three Subject DBMS, Java and C, and two Committee placement

and Scholarship. So there is a multi-valued dependency on faculty name, which leads to unnecessary repetition of data



So to make the above table into 4NF, we can decompose it into two tables:

Table 1 faculty_Course

faculty	Subject
Kailash	DBMS
Kailash	Java
Kailash	C

Table 2 faculty - Committee

faculty	Committee
Kailash	Placement
Kailash	Scholarship

Fifth Normal form (5NF)

100

- The 5NF (fifth Normal form) is also known as project-join Normal form.
- A relation is in fifth Normal form (5NF), if it is in 4NF, and won't have lossless decomposition into smaller tables.
- 5NF is satisfied when all the tables are broken into as many tables as possible in order to avoid redundancy. After that you combined these all tables if it is equal to original table then 5NF.
- You can also consider that a relation is in 5NF, if the candidate key implies every join dependency in it.

Example \Rightarrow faculty (original table)

faculty	Subject	Committee
Kailash	DBMS	Placement
Kailash	Java	Placement
Kailash	C	Placement
Kailash	DBMS	Scholarship
Kailash	Java	Scholarship
Kailash	C	Scholarship

The given table is not in 4NF and 5NF
first we convert it in 4NF with converting it into two sub tables.

Table 1 faculty-Subject

faculty	Subject
Kailash	DBMS
Kailash	Java
Kailash	C

Table 2 faculty - Committee

faculty	Committee
Kaishash	Placement
Kaishash	Scholarship

To convert it in 3NF, we join both table 1 and table 2 if it give the result same as original table (faculty) then it's in 3NF otherwise not in 3NF.

Table 1 + Table 2

faculty	Subject	Committee
Kaishash	DBMS	Placement
Kaishash	DBMS	Scholarship
Kaishash	Java	Placement
Kaishash	Java	Scholarship
Kaishash	C	Placement
Kaishash	C	Scholarship

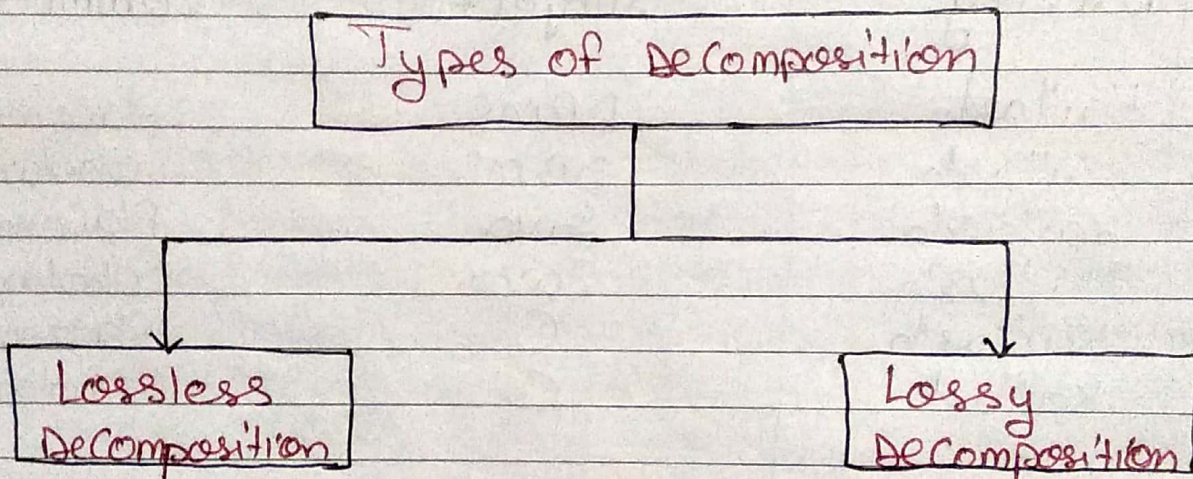
So it is in 3NF

is Equal to original table

Relational Decomposition

102

- When a relation in the relational model is not in appropriate normal form then the decomposition of a relation is required.
- In a database, it breaks the table into multiple tables.
- If the relation has no proper decomposition, then it may lead to problems like loss of information.
- Decomposition is used to eliminate some of the problems of bad design like anomalies, inconsistencies and redundancy.



Lossless Decomposition \Rightarrow

- If the information is not lost from the relation that is decomposed, then the decomposition will be lossless.
- The lossless decomposition guarantees that the join of relations will result in the same relation as it was decomposed.

- The relation is said to be lossless decomposition if natural joins of all the decomposition give the original relation.

Ex \Rightarrow Emp-Info

Emp-ID	Emp-Name	Emp-Age	Emp-Location	Dept-ID	Dept-Name
E001	Kamal	29	Haridwar	Dpt 1	Operation
E002	Karan	32	Behradun	Dpt 2	HR
E003	Ravi	22	Delhi	Dpt 3	Finance

Decompose the above table into two tables:

1) EmpDetails

Emp-ID	Emp-Name	Emp-Age	Emp-Location
E001	Kamal	29	Haridwar
E002	Karan	32	Behradun
E003	Ravi	22	Delhi

2) Dept Details

Dept-ID	Emp-ID	Dept-Name
Dpt 1	E001	Operation
Dpt 2	E002	HR
Dpt 3	E003	Finance

Now, Natural Join is applied on the above two tables:

The result will be

Emp-ID	Emp-Name	Emp-Age	Emp-Location	Dept-ID	Dept-Name
E001	Kamal	29	Haridwar	Dpt1	Operations
E002	Karan	32	Dehradun	Dpt2	HR
E003	Ravi	22	Delhi	Dpt3	Finance

Therefore, the above relation had lossless decomposition there is no loss of information if we join all decompose tables.

Lossy Decomposition \Rightarrow When a relation is decomposed into two or more relational schemas, the loss of information unavoidable when the original relation is retrieved.

Let us see an example -

Ex \Rightarrow

EmpInfo

Emp-ID	Emp-Name	Emp-Age	Emp-Location	Dept-ID	Dept-Name
E001	Kamal	29	Haridwar	Dpt 1	Operations
E002	Karan	32	Dehradun	Dpt 2	HR
E003	Ravi	22	Delhi	Dpt 3	Finance

Decompose the table into two tables -

~~Emp Info~~ < Emp Details >

Emp-ID	Emp-Name	Emp-Age	Emp-Location
E001	Kamal	29	Hariidwar
E002	Karan	32	Dehradun
E003	Ravi	22	Delhi

< Dept Details >

Dept-ID	Dept-Name
Dpt1	Operations
Dpt2	HR
Dpt3	Finance

Now, you won't be able to join the above tables, since Emp-ID is not part of Dept Details relation.

Therefore, the above relation has Lossy Decomposition.

Q) Consider the Schema $S = (V, W, X, Y, Z)$ Suppose the following F.D hold:

- $Z \rightarrow V$
- $W \rightarrow Y$
- $XY \rightarrow Z$
- $V \rightarrow WX$

State whether the following decomposition Scheme S is lossless join decomposition or Loss decomposition.

i) $S_1 = (V, W, X)$
 $S_2 = (V, Y, Z)$

ii) $S_1 = (V, W, X)$
 $S_2 = (X, Y, Z)$

Ans \Rightarrow R_1 & R_2 are two relation's lossless decomposition if

$$R_1 \cap R_2 \rightarrow R_1$$

$$R_1 \cap R_2 \rightarrow R_2$$

i) $S_1 = (V, W, X)$

$S_2 = (V, Y, Z)$

$S_1 \cap S_2 = V \rightarrow S_1$

$V \rightarrow S_2$

$V \rightarrow V$
 $V \rightarrow WX$ }

$$V \rightarrow VWX$$

$$V \rightarrow S_1$$

So the decomposition

$$S_1 = (V, W, X)$$

$$S_2 = (V, Y, Z) \text{ is lossless.}$$

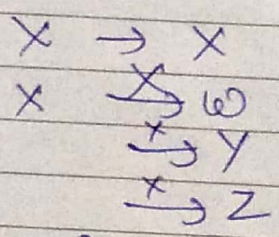
ii)

$$S_1 = (V, W, X)$$

$$S_2 = (X, Y, Z)$$

$$S_1 \cap S_2 \rightarrow X \rightarrow S_1 \rightarrow VWX$$

$$X \rightarrow S_2 \rightarrow XYZ$$



Lossy decomposition because

X not determine VWX or XYZ

$$\begin{array}{l}
 X \xrightarrow{X} VWX \\
 X \xrightarrow{X} XYZ
 \end{array}$$

Lossy decomposition

TRANSACTION PROCESSING CONCEPTS

108

TRANSACTION SYSTEM

- Collection of operations that form a single logical unit of work are called transaction.
- A transaction is a unit of program execution that accesses and possibly updates various data items.
- Transaction is defined as a logical unit of database processing that includes one or more database access operations.

Transaction access data using two operations:

1) $Read(x) : \Rightarrow$ Read operation is used to read the value of Account x from the database and stores it in a buffer in main memory.

2) $Write(x) : \Rightarrow$ Write operation is used to write the value back to the database from the buffer.

Let's take an example to debit transaction from an account which consists of following operations: $X=1000$ $Y=1000$

- 1) $R(x);$
- 2) $X = X - 500;$
- 3) $W(x)$

T_1
 $read(x)$
 $X = X - 500$
 $write(x)$
($X = 500$)

T_2
 $read(y)$
 $Y = Y + 500$
 $write(y)$
 $Y = 1500$

Let's assume the value of X before starting of transaction is 4000.

- The first operation read X's value from database and stores it in a buffer.
- The second operation will decrease the value of X by 500, so buffer will contain 3500.
- The third operation will write the buffer's value to the database. So X's final value will be 3500.

But it may be possible that because of the failure of hardware, software or power, etc. that transaction may fail before finished all the operations in the set.

For Example: \Rightarrow If the given transaction, the debit transaction fails after executing operation 2 then X's value will remain 400 in the database which is not acceptable by the bank.

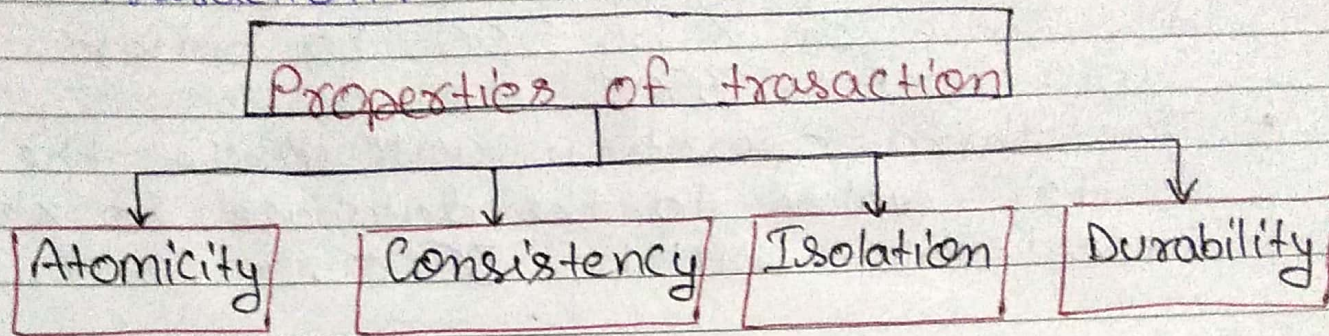
To solve this problem, we have two important operations:

- 1) Commit: \Rightarrow It is used to save the work done permanently.
- 2) Rollback: \Rightarrow It is used to undo the work done.

ACID properties of Transaction (110)

Transactions have four basic properties, which are called ACID properties.

These are used to maintain consistency in a database, before and after the transaction.



- 1) Atomicity \Rightarrow
- It states that all operations of the transaction take place at once if not, the transaction is aborted.
 - There is no midway such as the transaction cannot occur partially. Each transaction is treated as one unit and either run to completion or is not executed at all.

Atomicity involves the following operations:

Abort: If a transaction aborts then all the changes made are not visible.

Commit: If a transaction commit then all the changes made are visible.

Example: \Rightarrow Let's assume that following transaction T consisting of T₁ and T₂, A consists of Rs 600 and B consists of Rs 300. Transfer Rs 100 from Account A to Account B

T₁
 Read (A)
 A = A - 100
 Write (A)

T₂
 Read (B)
 B = B + 100
 Write (B)

After Completion of the transaction A Consists of Rs 500 and B Consists of Rs 400.

If the transaction T fails after the Completion of transaction T₁ but before Completion T₂, then the amount will be deducted from A but not added to B. This shows the inconsistent database State. In order to ensure correctness of database State, the transaction must be Executed in entirety.

- 2) Consistency ⇒ • The integrity Constraints are maintained so that the database is Consistent before and after the transaction.
- The Execution of a transaction will Leave a database in either its prior stable State or a new stable State.
 - The Consistency property of database States that Every transaction sees a Consistent database instance.
 - The transaction is used to transform the database from one Consistent State to another Consistent State.

for Example \Rightarrow Let's assume that following transaction T Consisting of T₁ and T₂. A Consists of Rs 600 and B Consists of Rs 300. Transfer Rs 100 from Account A to Account B.

T ₁	T ₂
Read(A)	Read(B)
A = A - 100	B = B + 100
Write(A)	Write(B)

The total amount must be maintained before or after the transaction.

Total before T occurs = $600 + 300 = 900$
 Total after T occurs = $500 + 400 = 900$

Therefore, the database is consistent. In the case when T₁ is completed but T₂ fails, then inconsistency will occur.

- 3) Isolation \Rightarrow • It shows that the data which is used at the time of execution of a transaction cannot be used by the second transaction until the first one is completed.
- In isolation, if the transaction T₁ is being executed and using the data item X, then that data item can't be accessed by any other transaction T₂ until the transaction T₁ ends.

- The Concurrency Control Subsystem of the DBMS enforced the isolation property.

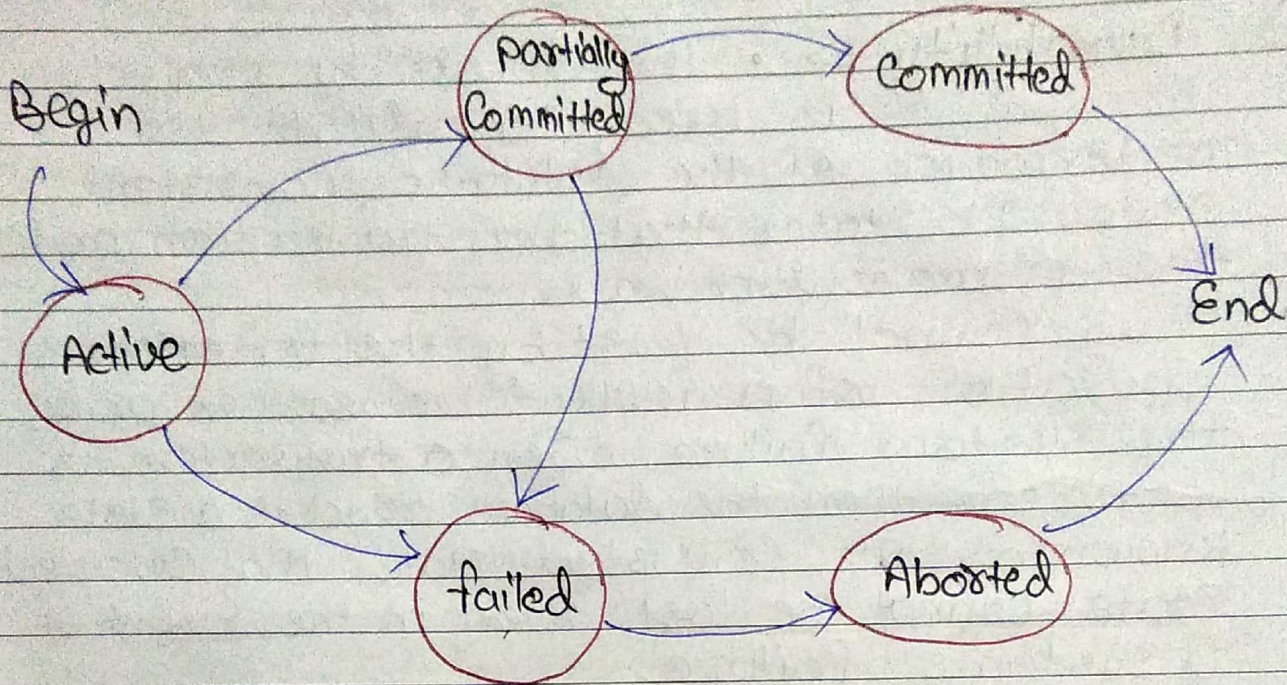
4) Durability \Rightarrow • The durability property is used to indicate the performance of the database's Consistent State. It states that the transaction made the permanent changes.

- They cannot be lost by the erroneous operation of a faulty transaction or by the system failure. When a transaction is completed, then the database reaches a state known as the Consistent State. That Consistent State cannot be lost, even in the event of a system's failure.
- The recovery Subsystem of the DBMS has the responsibility of Durability property.

States of Transaction

114

In a database, the transaction can be in one of the following states:-



1) Active State \Rightarrow • It is the first state of every transaction. In this state, the transaction is being executed.
• For example \Rightarrow Insertion or deletion or updating a record is done here. But all the records are still not saved to the database.

2) Partially Committed \Rightarrow • In the partially committed state, a transaction executes its final operation, but the data is still not saved to the database.
• In the total mark calculation example, a final display of the total marks step is executed in this state.

3) Committed \Rightarrow • A transaction is said to be in a committed state if it executes all its operations successfully.
• In this state, all the effects are now permanently saved on the database system.

4) failed state \Rightarrow • If any of the checks made by the database recovery system fails, then the transaction is said to be in the failed state.
• In the example of total mark calculation, if the database is not able to fire a query to fetch the marks, then the transaction will fail to execute.

5) Aborted \Rightarrow • if any of the checks fail and the transaction has reached a failed state then the database recovery system will make sure that the database is in its previous consistent state. If not then it will abort or rollback the transaction to bring the database into a consistent state.
• After aborting the transaction, the database recovery module will select one of the two operations:-

1) Re-start the transaction

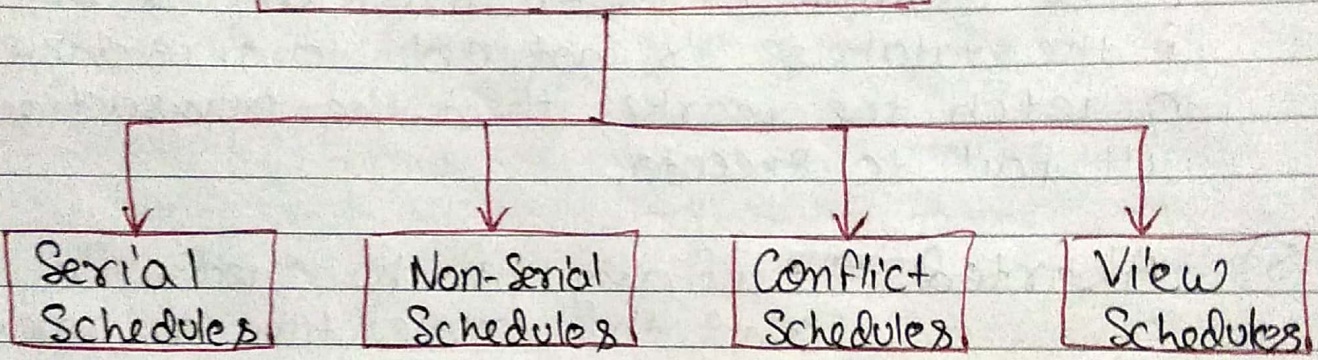
2) Kill the transaction

Serializability of Schedules

Schedule \Rightarrow When several transactions are executing concurrently then the order of execution of various instructions is known as a schedule.

The concept of serializability of schedules is used to identify which schedules are connected when transaction executions have interleaving of their operations in the schedules.

Types of Schedules



1) Serial Schedules \Rightarrow The serial schedule is a type of schedule where one transaction is executed completely before starting another transaction. In the serial schedule, when the first transaction completes its cycle, then the next transaction is executed.

T_1 read-item(x); $x = x - N$; write-item(x); read-item(y);	T_2
--	-------

$Y = Y + N;$
 write-item(Y);

read-item(x);
 $X = X + m;$
 write-item(x);

Schedule A

The Schedules A is called Serial Scheduler. entire transaction are perform in serial order T_1 and then T_2 or T_2 and then T_1 .

2) Non-Serial Schedules \Rightarrow if interleaving of operations is allowed, then there will be non-serial schedule.

A Schedules are called non-serial schedule if the operations of each transaction are executed non-consecutively with interleaved operations from the other transaction.

T_1
 read-item(x);
 $X = X + N;$

write-item(x);
 read-item(y);

$Y = Y + N;$
 write-item(y);

T_2

read-item(x);
 $X = X + m;$

write-item(x);

3) Conflict Schedules \Rightarrow A schedule is called Conflict Serializability if after swapping of non-conflicting operations, it can transform into a serial schedule.

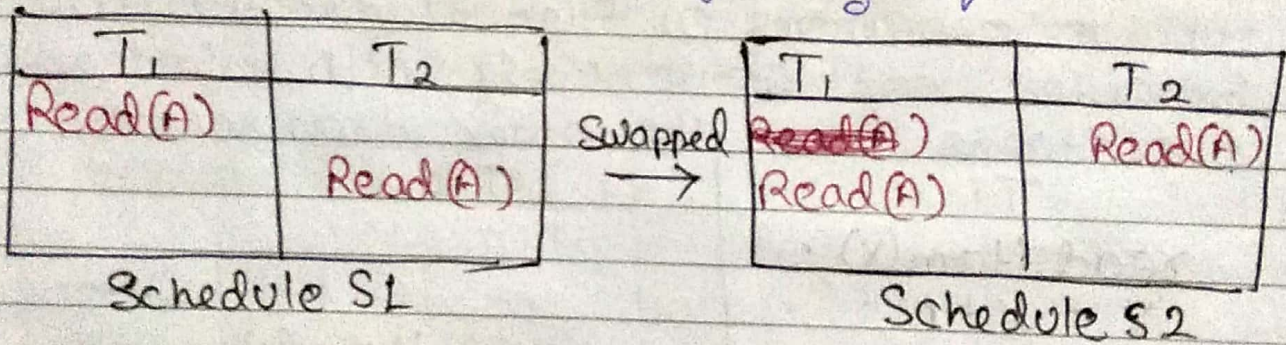
- The schedule will be a Conflict Serializable if it is Conflict Equivalent to a serial schedule.

Conflicting Operations

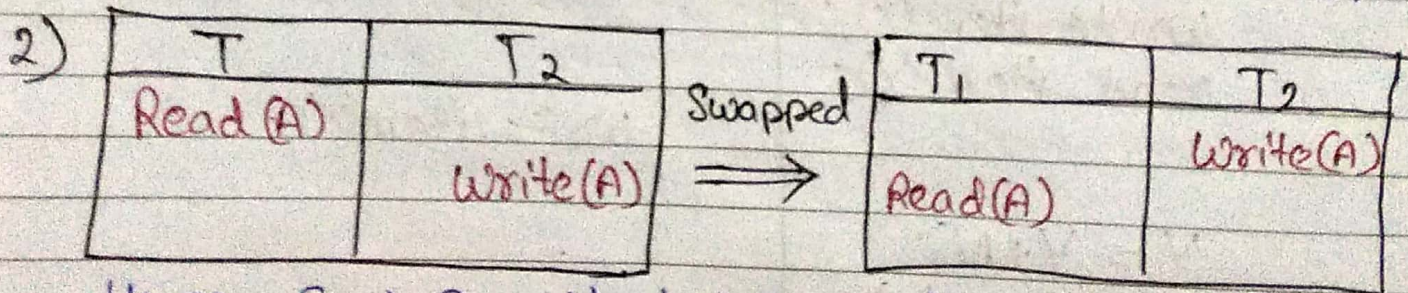
The two operations become conflicting if all conditions satisfy:

1. Both belong to separate transactions.
2. They have the same data item.
3. They contain at least one write operation.

Example \Rightarrow Swapping is possible only if S_1 and S_2 are logically equal



Here $S_1 = S_2$ that means it is non-conflict.



Here $S_1 \neq S_2$ that means it is conflict.

- 4) View Serializability / Schedule \Rightarrow • A Schedule will view serializable if it is view equivalent to a serial schedule.
- if a schedule is conflict serializable, then it will be view serializable.
 - The view serializable which does not conflict serializable contains blind writes.

Two Schedules S1 and S2 are said to be view equivalent if they satisfy the following conditions:-

1) Initial Read \Rightarrow An initial read of both Schedules must be the same. Suppose two Schedules S1 and S2. In Schedule S1, if a transaction T1 is reading the data item A, then in S2, transaction T1 should also read A.

T ₁	T ₂
read(A)	
	write(A)

Schedule S1

T ₁	T ₂
	write(A)
Read(A)	

Schedule S2

Above two Schedules are view equivalent because Initial read operation in S1 is done by T1 and in S2 it is also done by T1.

2) Update Read \Rightarrow In Schedule S1, if T_i is reading A which is updated by T_j then in S2 also, T_i should read A which is updated

by T_j :

T_1	T_2	T_3
Write(A)		
	write(A)	
		Read(A)

Schedule S1

T_1	T_2	T_3
	write(A)	
Write(A)		
		Read(A)

Schedule S2

Above two Schedules are not view Equal because, in S1, T_3 is reading A updated by T_2 and in S2, T_3 is reading A updated by T_1 .

3) final write \Rightarrow A final write must be the same between both the Schedules. In Schedule S1, if a transaction T_1 update A at last then in S2, final writes operations should also be done by T_1 .

T_1	T_2	T_3
Write(A)		
	Read(A)	
		write(A)

T_1	T_2	T_3
	Read(A)	
Write(A)		
		write(A)

Above two Schedules is view Equal because final write operation in S1 is done by T_3 and in S2, the final write operation is also done by T_3 .